




i-scan<sup>®</sup>

**8 times Multiplexer  
ID ISC.ANT.MUX-A**



8 times Multiplexer for OBID i-scan<sup>®</sup> readers\* with external antenna connection for operation of several single- or gate antennas with only one reader.

### **Features:**

- Communication between reader and Multiplexer via antenna cable
- Multiplexer outputs are controlled by the reader, a host or digital inputs
- Wear free electronic switching of the outputs
- Two independant reader input channels for variable antenna applications
- High switching rate (< 1ms)

\*13,56 MHz readers for ISO 15693 / ISO 14443 tags and 50 Ohm antenna output

**FEIG**  
ELECTRONIC

### Short description

The 8 times Multiplexer ID ISC.ANT.MUX-A facilitates switching between RFID antennas with an operating frequency of 13.56 MHz. With one Multiplexer several single antennas and gate solutions (existing of base- and complementary antennas) can be operated with only one reader. Any of the eight Multiplexers outputs can be assigned to both inputs by jumper adjustment.

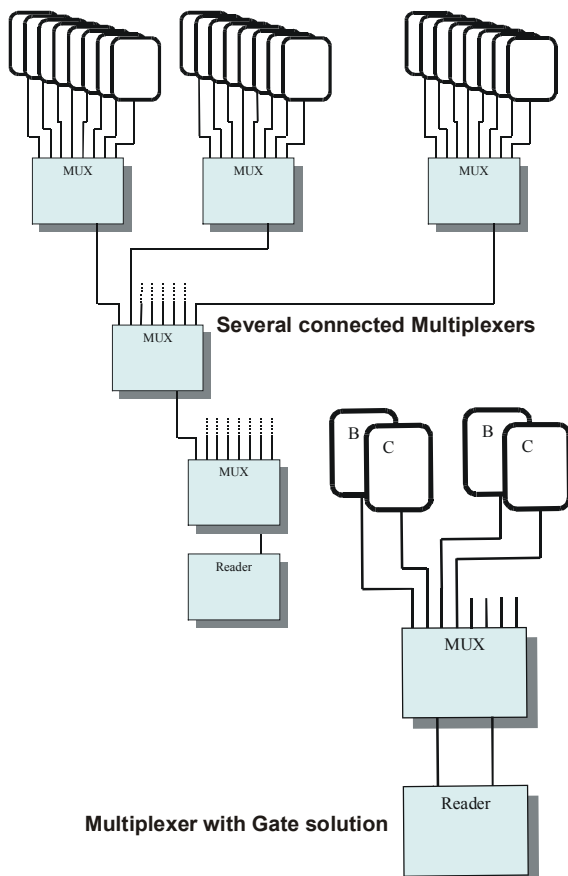
In addition it is possible to connect further Multiplexers with Multiplexers already in use to raise the number of possible antenna connections.

The Multiplexer is controlled either via a digital input or the antenna cable connected with the reader.

There is no additional connection to the Multiplexer necessary which guarantees an easy installment even several Multiplexers are in use !

At the same time an aimed addressing of the Multiplexers antenna outputs is possible !

### Use examples



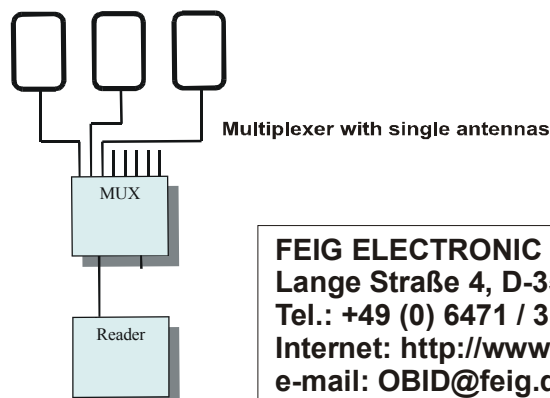
FEIG ELECTRONIC reserves the right to change the specification without notice at any time.

### Technical data

Dimensions (LxWxH)	182 x 110 x 90 mm
Weight	approx. 550 g
Protection class	IP 65
Grommet	12x screwed cable gland M16 x 1,5
Power supply	12-24 V DC
Power consumption	max. 4 W
Operating frequency	13.56 MHz
Absorbability per channel	max. 0,5 dB
max. allowed switching capacity	10 W
RF connections	- 2x input - 8x output
	SMA socket (50 Ohm) SMA socket (50 Ohm)
RF switch	elektronic switch
- switching rate	< 1ms
Triggering	
- reader	via RF input 1
- external pulse generator	digital input
Digital inputs	
- 1 Opto coupler input	max. 24 V DC / 20 mA
Display	- 1x LED per channel - 3x LED (Run/HF/communication)
Temperature range	
- operation	-25°C up to 65°C
- storage	-40°C up to 80°C

### Standard conformity

EMV	EN 61000-6-3 EN 61000-6-2
Vibration	EN 60068-2-6 10 Hz up to 150 Hz: 0,075 mm / 1g
Shock	EN 60068-2-27 acceleration: 30g



**FEIG ELECTRONIC GmbH**  
 Lange Straße 4, D-35781 Weilburg  
 Tel.: +49 (0) 6471 / 3109-0, Fax: -99  
 Internet: <http://www.feig.de>  
 e-mail: [OBID@feig.de](mailto:OBID@feig.de)